

# The Five-Star Museum

*Field Trip/Video Conferencing Program*



## **"Field Trip/Video Conferencing" Experience Outline:**

5 minutes – Welcome/Mission/Vision/Values

25 minutes – Questions and answers with each interest group

## **Instructions:**

Please use the following lesson to help prepare your students for a more meaningful and interactive educational experience.



**Subject:** Language Arts, Mathematics, Visual Arts, History, Technology

**Lesson Title:** The Five-Star Museum

**Goals/Objectives:**

- Students will:
  - Experience an introduction to the Pro Football Hall of Fame through a personal visit or video conferencing presentation
  - Acquire background knowledge through observation of a museum presentation and use of the museum’s website: [www.profootballhof.com](http://www.profootballhof.com)
  - Participate in a variety of activities involving reading, writing, math, social studies, research, collaborative learning, evaluation and visual art
  - Collaborate with peers in the creation of a final product
  - Engage in the use of a rubric
  - Share information about the Pro Football Hall of Fame with others

**Common Core Standards Met:**

- **Language Arts:** Reading Informational Text; Reading Foundational Skills; Writing; Speaking and Listening; Language
- **Mathematics:** Counting and Cardinality; Operations and Algebraic Thinking

**National Standards Met:**

- **Visual Arts:** Understanding and applying media, techniques and processes; Using knowledge of structures and functions; Choosing and evaluating a range of subject matter, symbols and ideas; Using the visual arts in relation to history and cultures; Reflecting upon and assessing the characteristics and merits of their work and the work of others; Making connections between the visual arts and other disciplines.
- **US History K-4th Grade:** Living and Working Together in Families and Communities, Now and Long Ago; The History of Students' Own State or Region
- **Technology:** Basic Operations and Concepts; Technology Communication Tools; Technology Research Tools

**Methods/Procedures:**

**Prior to Program**

- Teachers will provide a list of specific interest groups to the students (page 4) and then discuss what each interest group will do. Specific jobs include reporter/photographer, radio/TV broadcaster, statistician, historian and artist.
- Students will divide into groups depending on specific interests.
- Teachers will explain to students the type of information each group needs to complete their final project. A list of questions is provided (pages 7-9) for consideration.
- Students will view the Hall of Fame’s video tour at:  
<https://www.youtube.com/watch?v=019e1TPQdSQ&feature=youtu.be>



- Teacher can find our more information about the Hall of Fame at: <http://www.profootballhof.com/visit/>
- Working with the teacher, each group of students should compile a list of questions to be asked during the program.

### **During the Program**

- Students will:
  - Learn about the Mission/Vision/Values of the Pro Football Hall of Fame.
  - Learn more about the Hall of Fame and how it educates through its priceless artifacts and historic documents.
  - Ask prepared questions to the Hall of Fame presenter.
- Hall of Fame presenter will rotate around each job group to answer questions.

### **After the Program**

- Within and among groups, students will combine their knowledge gathered from the pre-program activities and the interaction with the Hall of Fame during the program. This information will be used to create group-specific products, including mock newspaper and magazine reports along with simulated radio and television broadcasts. The statisticians, historians and artists will share their input with the reporter and TV/Radio broadcasters.
- Students will incorporate evaluation of their Hall of Fame experience into their reports by using a rubric that allows them to give the museum a one-to five-star rating. Individual ratings will be averaged to produce group ratings that will be incorporated into their articles and broadcasts. Group ratings will be averaged to create a class rating.
- This lesson is designed to stimulate critical thinking. It employs a basic rubric to help teach students about the assessment process. Interrelated group assignments allow the students to participate in a collaborative learning experience where ideas and findings are shared.
- Students and teachers are encouraged to share their work and evaluations with the Pro Football Hall of Fame.
- A packet of downloadable teacher information will include labels that provide suggestions related to student roles, student ID badges, group and individual worksheets, rubrics and ideas for related activities.

### **Materials**

- Downloadable teacher packet with worksheets, rubrics, labels (pages 4-11)
- Assorted art materials, paper, pencils, etc
- Internet access to the Pro Football Hall of Fame: [ProFootballHOF.com](http://ProFootballHOF.com)
- Video recording device

### **Assessment**

- By becoming assessors themselves, students' understanding of the assessment process will be reinforced. A rubric is provided in the downloadable packet.
- Student groups will submit their writings, broadcasts, research findings and works of art to the entire class. The teacher is encouraged to share these efforts with other classes. Teachers and students are encouraged to share their work and evaluations with the Pro Football Hall of Fame.

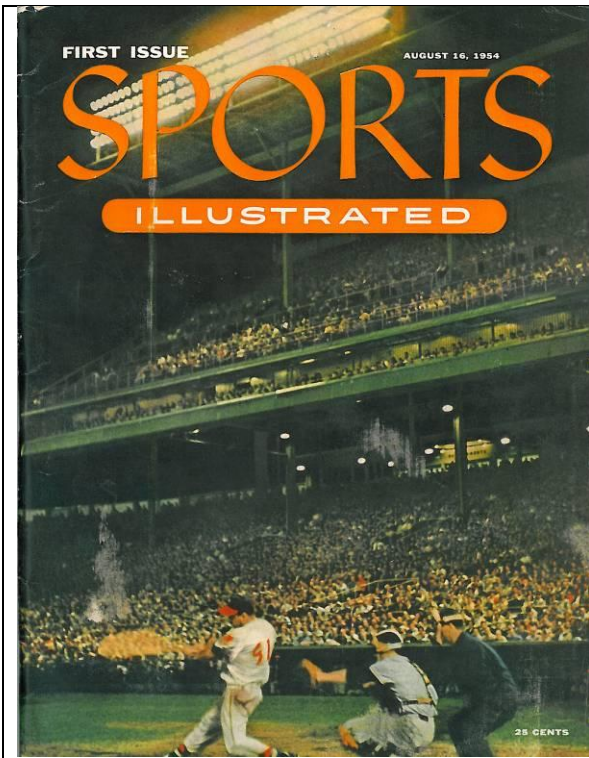


## **Interest Groups**


- **Reporters/Photographers** – This group of students will create a mock newspaper or magazine critical review of the Pro Football Hall of Fame. The review will include a discussion of the building and its many displays. Each student will include the items that were of most interest to him or her. This group will also incorporate information provided by the statisticians, historians and artists. They will rate the museum by using the rubric provided in the packet. Note: Classes that visit the Hall of Fame could include a food review from the snack bar along with a review of the gift shop.
- **TV/Radio Broadcasters** – This group will create a 3-5-minute radio and/or television broadcast critical review of the Pro Football Hall of Fame. If possible, a video recording device should be available. This group will also incorporate information provided by the class's statisticians, historians and artists. They will rate the museum by completing the rubric provided in the worksheet packet. Note: Classes that physically visit the HOF could include a food review from the snack bar along with a review of the gift shop.
- **Statisticians (Math Whizzes)** – This group will gather knowledge about the Hall of Fame using numbers. Information will be given on the video tour and can also be found on the website. Statisticians may seek the number of Enshrinees, the age of the Hall of Fame, the number of displays, significant dates in pro football history, statistics related to Enshrinee achievements and information about numbers on jerseys. Statisticians will share their findings with the reporters/photographers and radio/tv broadcasters so information can be incorporated with critical reviews and broadcasts. They will rate the museum by completing the rubric provided in the packet. After each group rates the museum, the statisticians (with the help of their teacher) will compile and average these ratings for a final class rating.
- **Historians** – This group will compile historical information about the Hall of Fame using events that happened in the past. Students will be directed to various links on the website and will decide which historical information is more interesting to them. This might include the history of a team, the history of the NFL, player biographies or the history of the Hall of Fame. Historians will share their findings with the reporters/photographers and radio/TV broadcasters so information can be incorporated with critical reviews and broadcasts. They will rate the museum by completing the rubric provided in the packet.
- **Artists** – Artists will create visual records of what they have seen on the video tour and website. This will be in the form of pencil drawings, paintings or posters. The group will decide which aspects of the museum should be incorporated. They might include an image of the exterior of the building, portraits of Enshrinees, illustrations of displays, etc. Artists will share their creations with the reporters/photographers and radio/tv broadcasters so it can be incorporated with critical reviews and broadcasts. They will rate the museum by completing the rubric provided in the packet. Note: If the class makes an in-person visit to the Hall of Fame, the artist's category should include photographers and videographers if equipment is available.




## Group Assignment Labels



**Reporter/Photographer**



**Radio/TV Broadcaster**



**Historian**

**RUSHING**  
(Compiled by Elias Sports Bureau)

<b>YARDS</b>					
AFC:	1616	Arian Foster, Houston			
NFC:	1371	Michael Turner, Atlanta			
<b>YARDS, GAME</b>					
AFC:	231	Arian Foster, Houston vs. Indianapolis, September 12 (33 attempts, 3 TD)			
NFC:	172	Ryan Torain, Washington vs. Tampa Bay, December 12 (24 attempts, 0 TD)			
<b>LONGEST</b>					
AFC:	80	Jamaal Charles, Kansas City at St. Louis, December 19			
NFC:	80	Tim Hightower, Arizona at Atlanta, September 19 - TD			
	80	Adrian Peterson, Minnesota vs. Detroit, September 26 - TD			
<b>ATTEMPTS</b>					
NFC:	334	Michael Turner, Atlanta			
AFC:	327	Arian Foster, Houston			
<b>ATTEMPTS, GAME</b>					
AFC:	36	Rashard Mendenhall, Pittsburgh at Buffalo, November 28 (151 yards, 1 TD) - (OT)			
NFC:	30	Michael Turner, Atlanta at New Orleans, September 26 (114 yards, 1 TD) - (OT)			
<b>YARDS PER ATTEMPT</b>					
NFC:	6.8	Michael Vick, Philadelphia			
AFC:	6.4	Jamaal Charles, Kansas City			
<b>TOUCHDOWNS</b>					
AFC:	16	Arian Foster, Houston			
NFC:	12	Adrian Peterson, Minnesota			
	12	Michael Turner, Atlanta			
<b>TEAM LEADERS, YARDS</b>					
AFC:			NFC:		
BALTIMORE	1220	Ray Rice	ARIZONA	736	Tim Hightower
BUFFALO	927	Fred Jackson	ATLANTA	1371	Michael Turner
CINCINNATI	1111	Cedric Benson	CAROLINA	770	Jonathan Stewart
CLEVELAND	1177	Peyton Hillis	CHICAGO	1069	Matt Forte
DENVER	779	Knowshon Moreno	DALLAS	800	Felix Jones
HOUSTON	1616	Arian Foster	DETROIT	555	* Jahvid Best
INDIANAPOLIS	497	Donald Brown	GREEN BAY	703	Brandon Jackson
JACKSONVILLE	1324	Maurice Jones-Drew	MINNESOTA	1298	Adrian Peterson
KANSAS CITY	1467	Jamaal Charles	NEW ORLEANS	716	* Chris Ivory
MIAMI	734	Romie Brown	N.Y. GIANTS	1235	Ahmed Bradshaw
NEW ENGLAND	1008	BenJarvus Green-Ellis	PHILADELPHIA	1080	LeSean McCoy
N.Y. JETS	914	LaDainian Tomlinson	ST. LOUIS	1241	Steven Jackson
OAKLAND	1157	Darren McFadden	SAN FRANCISCO	853	Frank Gore
PITTSBURGH	1273	Rashard Mendenhall	SEATTLE	573	Marshawn Lynch
SAN DIEGO	735	Mike Tolbert	TAMPA BAY	1007	* LeGarrette Blount
TENNESSEE	1364	Chris Johnson	WASHINGTON	742	Ryan Torain

**Statistician (Math Whiz)**







**Artist**



**Teacher  
(Coach)**

## Guiding Questions for Students/Groups

### Reporter Group Worksheet

- What could you write about the Pro Football Hall of Fame?
- List some facts that others would like to read about the Pro Football Hall of Fame.
- Why is there a Pro Football Hall of Fame?
- Where is the Pro Football Hall of Fame?
- What things did you see during the field trip/video conference with the Hall of Fame?
- What did you learn when you looked at [ProFootballHOF.com](http://ProFootballHOF.com)?
- What are some of the things a visitor to the website can do?
- What do you like about the Pro Football Hall of Fame?
- What are some of the displays at the museum?
- How does a player get into the Hall of Fame?
- Would you tell others to visit this museum? Why?
- Do you know someone who would like to visit the Hall of Fame with you? Why?
- Have you visited other museums? Which ones?
- What makes a museum good?
- Did anything surprise you about the Pro Football Hall of Fame?
- If you could meet the people who run the Pro Football Hall of Fame, what would you ask them?

### Broadcaster Group Worksheet

- What could you say on the radio or television about the Pro Football Hall of Fame?
- List some facts that others would like to listen to or watch about the Pro Football Hall of Fame.
- What kind of photos or art work would be good to include with a television report about the Hall of Fame?
- Why is there a Pro Football Hall of Fame?
- Where is the Pro Football Hall of Fame?
- What things did you see during the field trip/video conference with the Hall of Fame?
- What did you learn when you looked at [ProFootballHOF.com](http://ProFootballHOF.com)?
- What are some of the things a visitor to the website can do?
- What do you like about the Pro Football Hall of Fame?
- What are some of the displays at the museum?
- How does a player get into the Hall of Fame?
- Would you tell others to visit this museum? Why?
- Do you know someone who would like to visit the Hall of Fame with you? Why?
- Have you visited other museums? Which ones?
- What makes a museum good?
- Did anything surprise you about the Pro Football Hall of Fame?
- If you could meet the people who run the Pro Football Hall of Fame, what would you ask them?



## Historian Group Worksheet

- List some things you learned about football.
- How can you learn more about football's past?
- Why do people like to study history (things that happened in the past)?
- What questions do you have about old-time football?
- How could you find the story of Joe Montana's football career?
- How would you find who won the 1997 Super Bowl?
- Why is there a Pro Football Hall of Fame?
- Where is the Pro Football Hall of Fame?
- What things did you see during the field trip/video conference with the Hall of Fame?
- What did you learn when you looked at [ProFootballHOF.com](http://ProFootballHOF.com)?
- What are some of the things a visitor to the website can do?
- What do you like about the Pro Football Hall of Fame?
- What are some of the displays at the museum?
- How does a player get into the Hall of Fame?
- Would you tell others to visit this museum? Why?
- Do you know someone who would like to visit the Hall of Fame with you? Why?
- Have you visited other museums? Which ones?
- What makes a museum good?
- Did anything surprise you about the Pro Football Hall of Fame?
- If you could meet the people who run the Pro Football Hall of Fame, what would you ask them?

## Statistician (Math Whiz) Group Worksheet

- Where did you see numbers in the Hall of Fame?
- Where could you find more numbers about football?
- How are numbers used during a football game?
- Where do you see numbers on a football field?
- Where do you see numbers on football cards?
- How are numbers used on the rubric that comes with this activity?
- How could you use addition with numbers from the Hall of Fame?
- How could you use subtraction with numbers from the Hall of Fame?
- When you watch football on TV, when do you hear numbers?
- If someone asked you how many touchdowns were scored by Jim Brown, where would you find the answer?
- Why is there a Pro Football Hall of Fame?
- Where is the Pro Football Hall of Fame?
- What things did you see during the field trip/video conference with the Hall of Fame?
- What did you learn when you looked at [ProFootballHOF.com](http://ProFootballHOF.com)?
- What are some of the things a visitor to the website can do?
- What do you like about the Pro Football Hall of Fame?





## Artist Group Worksheet

- What art did you see at the Hall of Fame?
- List the most interesting things you saw at the Pro Football Hall of Fame.
- When you are looking at the outside of the Hall of Fame, which parts would be most interesting to draw?
- When you are inside the hall, which displays or items would be fun to draw?
- What kind of photos or art work would be good to include with a report about the Hall of Fame?
- How could you draw a football player in action?
- How could drawings of football equipment be used in a newspaper or television report about the football Hall of Fame?
- What interesting artifacts did you see during the field trip/videoconference with the Hall of Fame?
- What would be the best things to photograph on the outside of the Hall of Fame?
- If you took close-up pictures at the Hall of Fame, what would they include?
- What did you learn when you looked at [ProFootballHOF.com](http://ProFootballHOF.com)?
- What are some of the things a visitor to the website can do?
- What do you like about the Pro Football Hall of Fame?
- List some of the displays at the museum.
- How does a player get into the Hall of Fame?
- Would you tell others to visit this museum? Why?
- Do you know someone who would like to visit the Hall of Fame with you? Why?
- Have you visited other museums? Which ones?
- What makes a museum good?



## The Five Star Museum Rubric

Name of my group \_\_\_\_\_

Members of my group \_\_\_\_\_

CATEGORY	FIVE STARS (EXCELLENT) 4 POINTS	FOUR STARS (VERY GOOD) 3 POINTS	THREE STARS (OKAY) 2 POINTS	ONE OR TWO STARS (NEEDS TO BE BETTER) 1 POINT	Score
<b>Displays in the Pro Football Hall of Fame</b>	The displays are awesome and fun to look at. Everything I saw has something to do with football.	The displays are very good and fun to look at. Everything I saw has something to do with football.	The displays are okay to look at. Some of the things I saw had something to do with football.	The displays are not all that fun to look at. Not many things were about football.	
<b>Field Trip/ Videoconference experience with Hall of Fame</b>	The program was fantastic! It was fun to watch and I was very interested. I learned a lot.	The program was very good. It was fun to watch. I learned a lot.	The program was okay. I watched all of it.	The program wasn't much fun to watch. It could have been better.	
<b>The Website</b>	The website is awesome! There are many things to look at. I learned a lot from it.	The website is very good with many things to look at. I learned a lot from it.	The website is okay. It has some things to look at. I learned a few things.	The website doesn't have information.	
<b>Number of Things to see in the Pro Football Hall of Fame</b>	The museum has an unbelievable number of things and they are very interesting.	The museum has a lot of things to look at and they are interesting.	The museum has enough to see. Most of it is interesting.	The museum doesn't have much to look at. It needs to be more interesting.	
<b>How I Liked Doing This Project</b>	Doing this project was a great idea from the museum. I had lots of fun working in my group. I learned a lot about the Professional Football Hall of Fame.	Doing this project was a good idea. It was fun and I enjoyed working in my group. I learned a lot about the Professional Football Hall of Fame.	This project was an okay idea. I learned some things about the Professional Football Hall of Fame.	This project wasn't the greatest idea. Working in my group didn't help me learn about the Professional Football Hall of Fame.	
<b>Totals</b>					/20



## Class Rating Form

*Fill in the ratings from the rubric into the cells below for each group (students will need assistance from teachers).*

CATEGORY	Reporter	Broadcaster	Historian	Statistician	Artist	Total
<b>Displays in the Pro Football Hall of Fame</b>						/20
<b>Field Trip/ Video Conference experience with Hall of Fame</b>						/20
<b>The Website</b>						/20
<b>Number of Things to see in the Pro Football Hall of Fame</b>						/20
<b>How I Liked Doing This Project</b>						/20
<b>Total</b>	/20	/20	/20	/20	/20	/100

