



# Pro Football Hall of Fame Social Story



Today, I am visiting the Pro Football Hall of Fame.

I will learn about the history of professional football, see interesting artifacts on exhibit and experience interactive displays.



This is the **MAIN ENTRANCE** to the Hall of Fame.

I will stay with my family as I enter the Hall.



This is the **LOBBY** where I may have to stand in line to get my ticket. The Lobby might be crowded or noisy, so I will stay close to my family.


The staff and Volunteers are friendly. They wear Hall of Fame clothing and I can ask them for help or if I need a question answered.






I can get my photo taken at the **Photo Experience**, but there might be a line.

Then I can start my tour by seeing **Hunt-Casterline Pro Football Hall of Fame Football Card Collection**.



I will make my way up through the **Time Tunnel**! There will be some noise while I walk up the ramp.  
The tunnel will take me to the **NFL's First Century Gallery**.





To get the next floor I can take the stairs or the elevator!






In the upper rotunda of the **NFL's First Century Gallery**, there are interactive displays and touch screen computers. I might have to wait my turn if there is a line.






I need to go down the hallway to find the next gallery.



The **Hall of Fame Gallery** is home to every Hall of Famer's bronze bust. I can use the kiosk to find where each bust is located and information about the members of the Hall of Fame.






This is the exit of the **Hall of Fame Gallery**. This hallway will lead me to the "A Game for Life" Theater. The Hallway might be a little noisy.





**"A Game for Life"** is a holographic movie about the values of the game of football. I might have to wait in line and could be scared of the loud or sudden sounds and bright flashes. I can wear my headphones if I choose.




I can take this hallway to the next gallery. There are restrooms and a Quiet Area if I need them.





This is the **Pro Football Today Gallery**. I can see the items from this season on display and enjoy the behind the scenes video. The video may be a little loud.






This set of stairs leads to the **Super Bowl Gallery**. If I cannot use the stairs I can head back the way I came. There is a door to the left after I exit the ramp.



In the **Super Bowl Gallery**, some of the items I can see are the Vince Lombardi Trophy and all of the Super Bowl Rings.



This is the **Super Bowl Theater**! I might be a little scared because it is very loud, but I can wear my headphones. The theater rotates halfway through the movie, but for safety, I must stay seated.






To head downstairs I can take the stairs or the elevator.



Downstairs I can sit down and watch Docent Presentations about the history of football. I can also interact with the New Class Lockers and Xbox in the **Interactive Gallery**.



Through this hallway, I can go to the **Hall of Fame Store** and the **Café**.





I can enjoy the food at the **Café** and find my favorite team's gear at the **Hall of Fame Store**. The Café and the Hall of Fame Store can sometimes be crowded and noisy.



I had a great day visiting the Pro Football Hall of Fame!